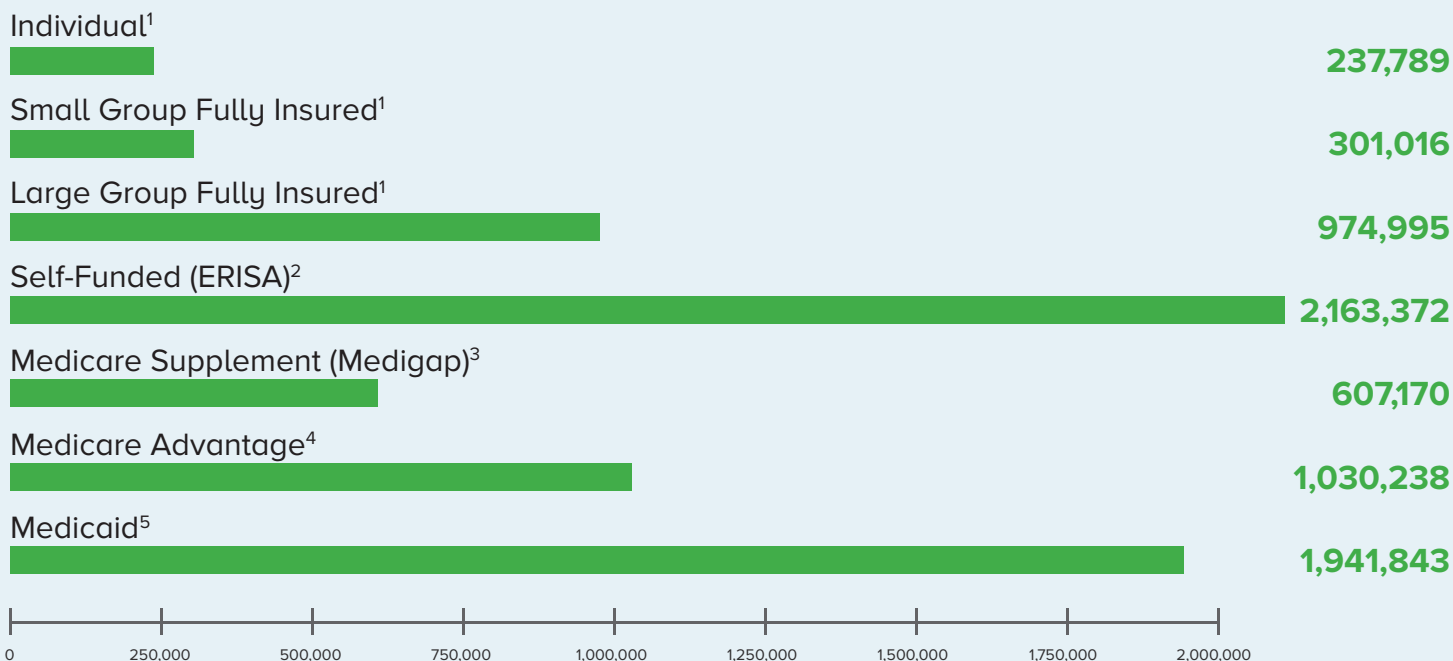


Ohio

HEALTH INSURANCE BY THE NUMBERS

ACCESS TO INSURANCE

COVERED LIVES



Health Insurance Employment in Ohio

EMPLOYEES

Health Plan Employees⁶ **19,718**
 Insurance-Related Employees⁷ **37,285**

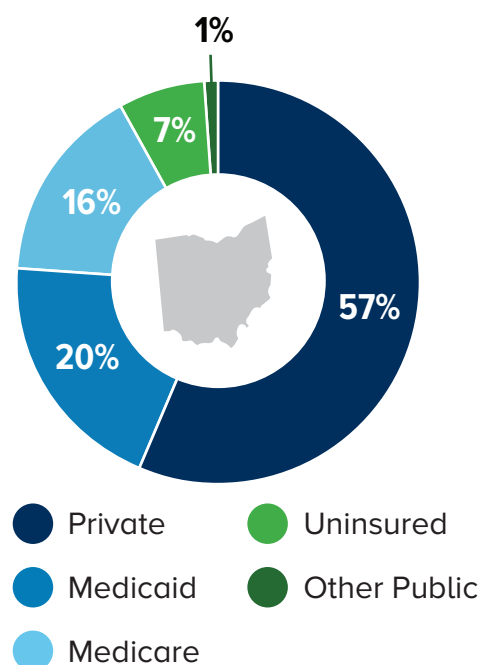
PAYROLL

Health Plan Employees⁶ **\$1,470,908,000**
 Insurance-Related Employees⁷ **\$2,385,298,000**

AVERAGE WAGE

Health Plan Employees⁶ **\$74,597**
 Insurance-Related Employees⁷ **\$63,975**

Health Insurance Coverage of Ohio Residents⁸



Largest Health Plans by Number of Covered Lives

Commercial ⁹	Anthem	CareSource	Humana	Medical Mutual	UnitedHealthcare
Medigap ¹⁰	Community Insurance	Humana	Medical Mutual	Mutual Of Omaha	UnitedHealthcare
Medicare Advantage ¹¹	Aetna, a CVS Health Company	Anthem	Humana	Mount Carmel Health Plan	UnitedHealthcare
Medicaid ⁵	Buckeye Health Plan (Centene)	CareSource	Molina Healthcare	Paramount Advantage (ProMedica Health System)	UnitedHealthcare Community Plan

State Premium Tax Collected¹²

\$607,111,000

Individual Marketplace Coverage in Ohio

Marketplace Enrollees Receiving Premium Subsidies¹³

138,058 (77%)

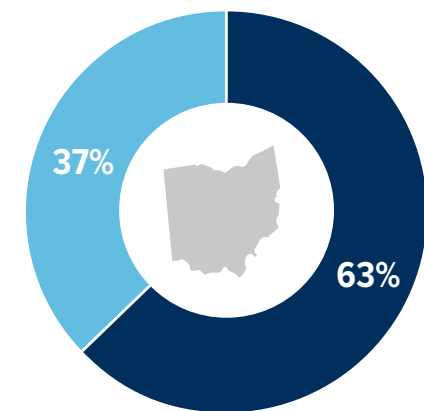
Average Monthly Premium Subsidy in Ohio¹³

\$388

Percent of Subsidy-Eligible Population Enrolled in Marketplaces¹⁴

26%

Employer-Sponsored Insurance by Type¹⁵



Fully Insured

Self-Funded (ERISA)

Coverage by Employers in Ohio

Share of Workers in Companies Offering Insurance¹⁶

86%

Share of Workers in Companies Offering a Choice From Among Two or More Plans¹⁷

73%

Percent of Single Coverage Premiums Paid by Employers¹⁸

80%

Sources & Notes

All data sources and notes, labeled 1 - 18, are referenced in detail on the "Sources & Notes" page at the end of the full report, or at this link: <http://www.ahip.org/2021-State-Data>

Illustrations are for graphical representation only and may not be exact.